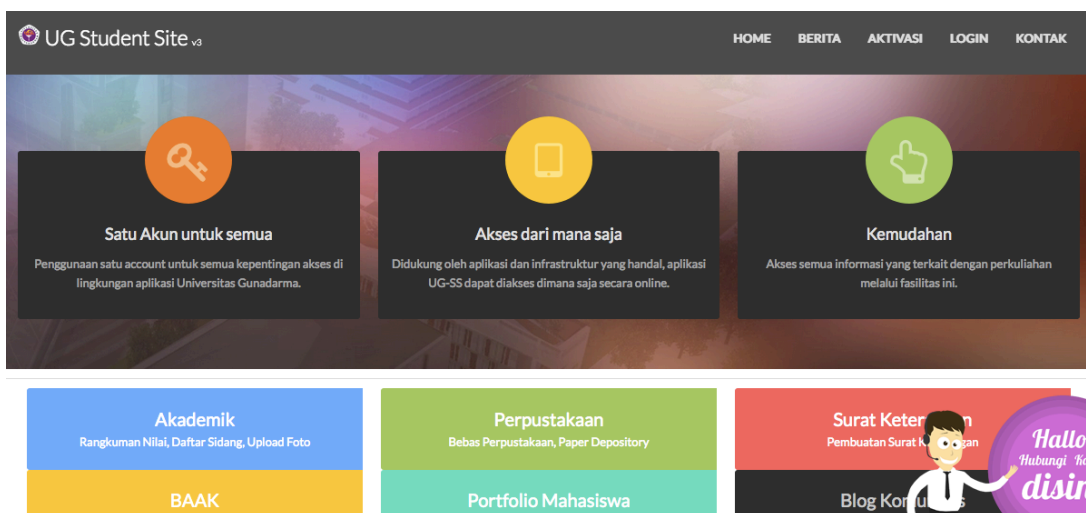


1. Buka URL : <http://studentsite.gunadarma.ac.id/> dan pilih menu Login



2. Masukkan username dan password anda lalu klik tombol Login.

LOGIN

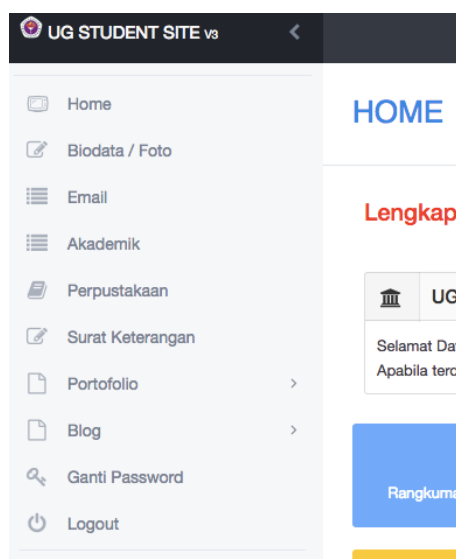
Username:

Password:

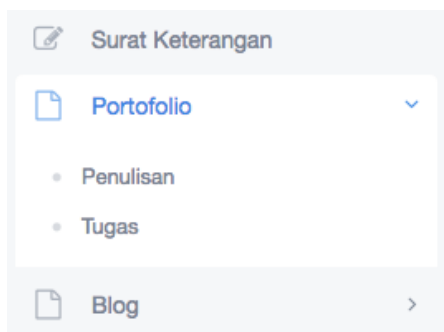
Login

Lupa Password?

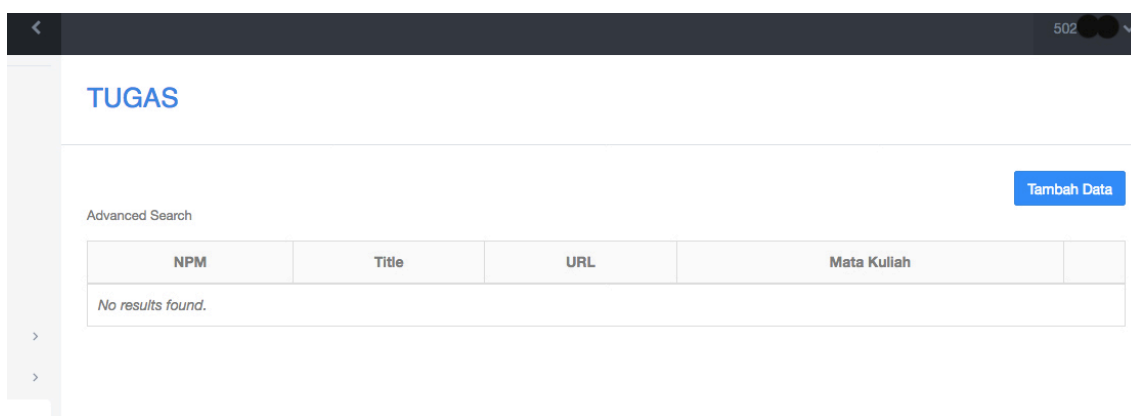
3. Menu SS :



4. Klik menu *Portofolio* lalu klik menu *Tugas*

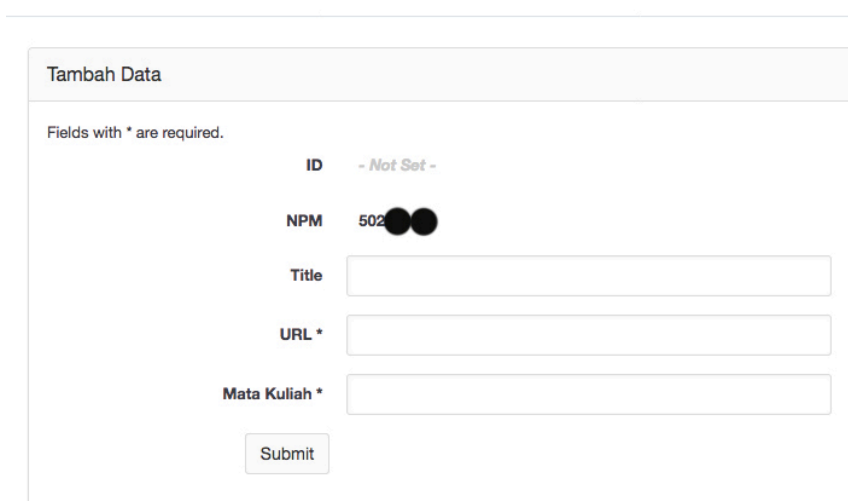


5. Klik tombol *Tambah Data*



Tampilan halaman TUGAS

6. Akan muncul halaman *Tambah Data* sbb :

A screenshot of a 'Tambah Data' form. The form has a title bar 'Tambah Data'. Below the title bar, it says 'Fields with \* are required.'. The form contains five fields: 'ID' with a value of '- Not Set -', 'NPM' with a value of '502', 'Title' (empty), 'URL \*' (empty), and 'Mata Kuliah \*' (empty). At the bottom of the form is a 'Submit' button.

Tampilan halaman *Tambah Data*

## 7. Isi kolom Title, URL dan Mata Kuliah

**Tambah Data**

Fields with \* are required.

**ID** - Not Set -

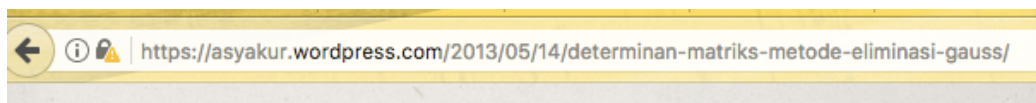
**NPM** 502●●

**Title**

**URL \***

**Mata Kuliah \***

Isian kolom URL diambil (*copy-paste*) dari URL blog anda dan merujuk pada halaman artikel yang akan anda posting, seperti contoh dibawah ini :




*copy-paste link artikel yang akan di submit*

8. Klik tombol *Submit*, jika berhasil maka tampilan akan seperti ini :

## TUGAS

Advanced Search Displaying 1-1 of 1 result.

NPM	Title	URL	Mata Kuliah	
50293024	Determinan Matriks Metode Eliminasi Gauss	https://asyakur.wordpress.com/2013/05/14/determinan-matriks-metode-eliminasi-gauss/	Algoritma Pemrograman	

## 9. Lakukan pengecekan di Student Portofolio, ketik di browser anda : [npm anda].student.gunadarma.ac.id contoh : 50288987.student.gunadarma.ac.id, klik menu Tugas. Tugas softskill yang sudah di submit akan tampil. Terimakasih.

SELESAI